

**ATIVIDADE DE
PAREAMENTO**

**EDUCAÇÃO
INFANTIL**



Assista o Vídeo
Clicando Aqui

**COMO TRABALHAR
O NOME NAS
AULAS ONLINE**

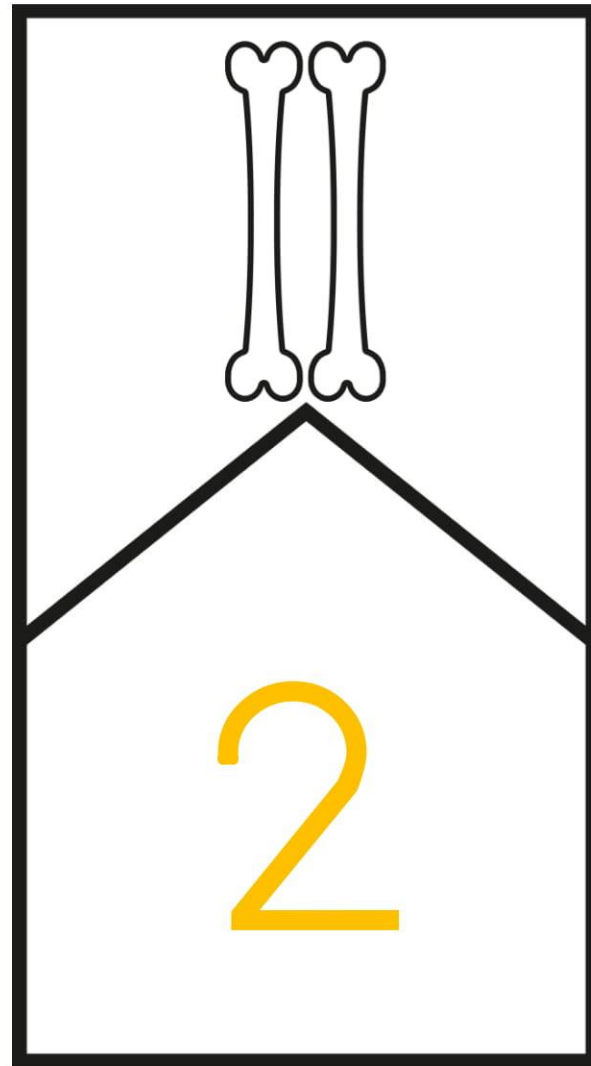
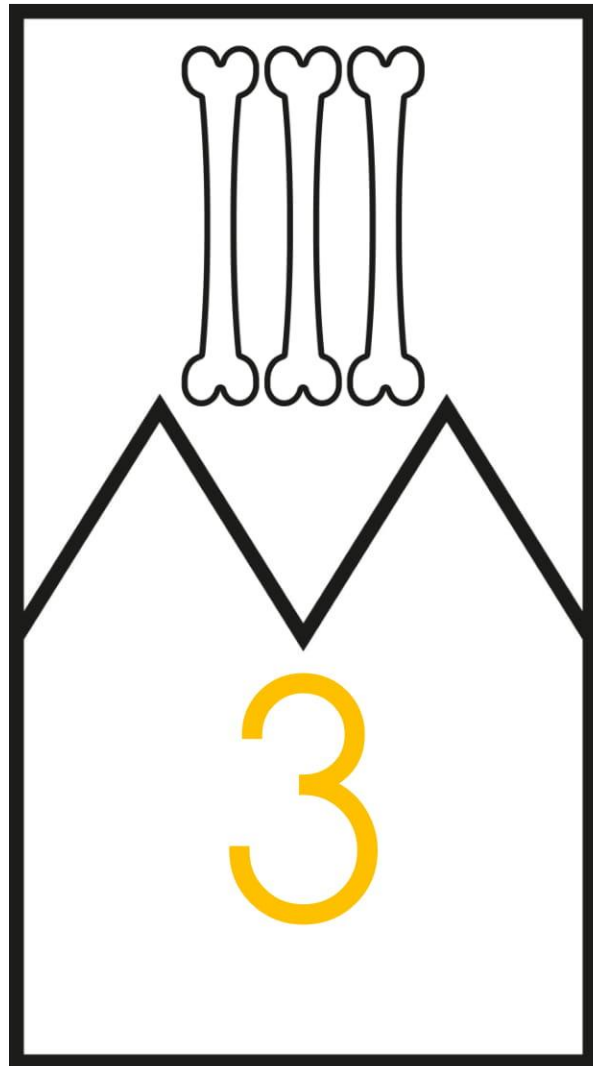
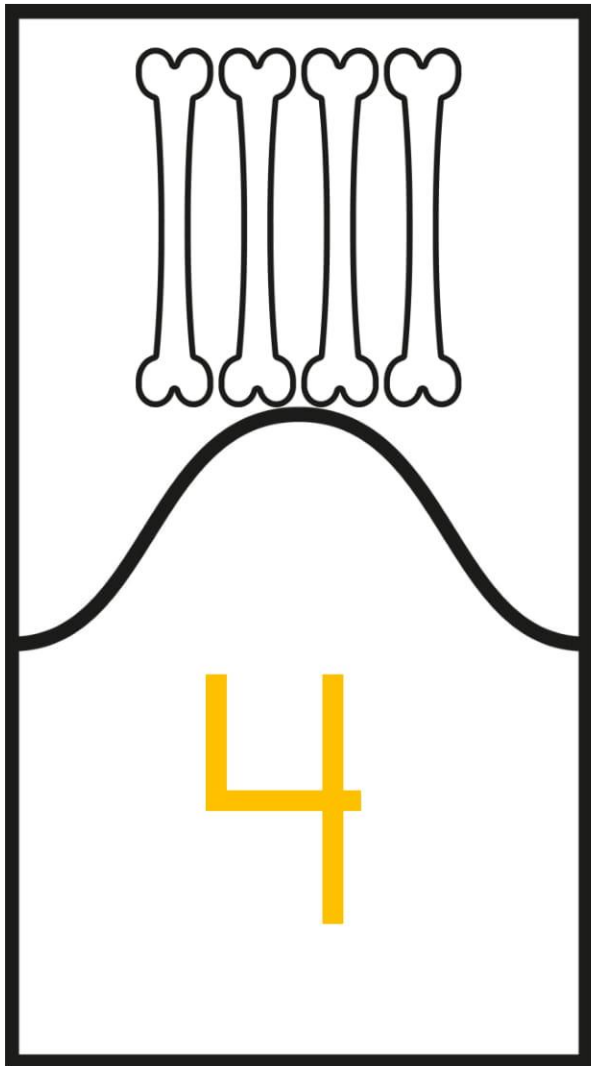
CANTINHO DO SABER



CLIQUE AQUI

PARA OUTROS MODELOS

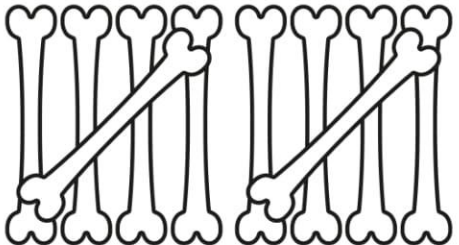
Você pode compartilhar desde que mantenha os créditos do autor [Cantinho do Saber](#)



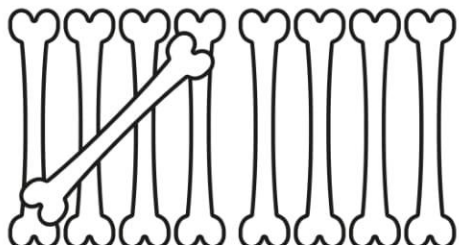
A rectangular box with a black border. Inside, there are seven vertical bones arranged in a row. One bone is tilted diagonally from the bottom-left to the top-right. Below the bones is a thick black wavy line. In the center of the box, below the wavy line, is a large yellow number 7.

A rectangular box with a black border. Inside, there are six vertical bones arranged in a row. One bone is tilted diagonally from the bottom-left to the top-right. Below the bones is a thick black wavy line. In the center of the box, below the wavy line, is a large yellow number 6.

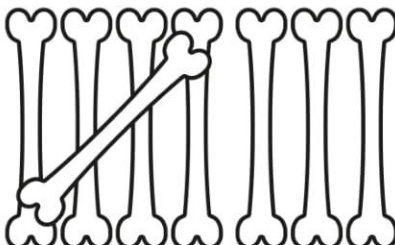
A rectangular box with a black border. Inside, there are five vertical bones arranged in a row. One bone is tilted diagonally from the bottom-left to the top-right. Below the bones is a thick black zigzag line. In the center of the box, below the zigzag line, is a large yellow number 5.



10



9



8